


Mastering Text Controls & Scroll Panes

Discover essential UI tools to display and input text seamlessly.

Enhance user experience and efficiently manage limited screen space.

 by Dr. Poonkodi P. SNS





Text Controls: The Basics

Single-line Fields

Input for names, titles. Examples: HTML & Java text fields.

Multi-line Text Areas

Display or edit large text blocks. Examples: textarea tags.

Rich Text Editors

Format text with styles and images. Examples: Quill.js, TinyMCE.

Key Attributes

Size, max length, placeholder, validation for input control.



Scroll Panes: Handling Overflow



View Large Content

Scrollbars appear for content exceeding viewport size.



Scrolling Directions

Supports horizontal, vertical, or both scrolling.



Use Cases

Efficient content management in limited spaces.



Examples

Java JScrollPane, CSS overflow control.

Combining Text Controls and Scroll Panes

Scrollable Text Display

Display long text like terms and conditions in scrollable areas.

Scrollable Input

Enable multi-line text input with scroll, e.g., code editors.

Benefits

Organized layout and efficient screen space usage.

Customizing Appearance and Behavior



Styling

Customize fonts, colors, and borders with CSS.



Scrollbar Control

Style scrollbars and adjust their visibility.








Scrolling Behavior


Implement momentum scrolling and snap points.



Speed Adjustment

Tune scroll speed for desktop and mobile devices.





Accessibility Considerations



Keyboard Navigation

Ensure all controls and scroll panes are fully navigable.



Labels & ARIA

Use aria-label and aria-describedby for assistive tech.



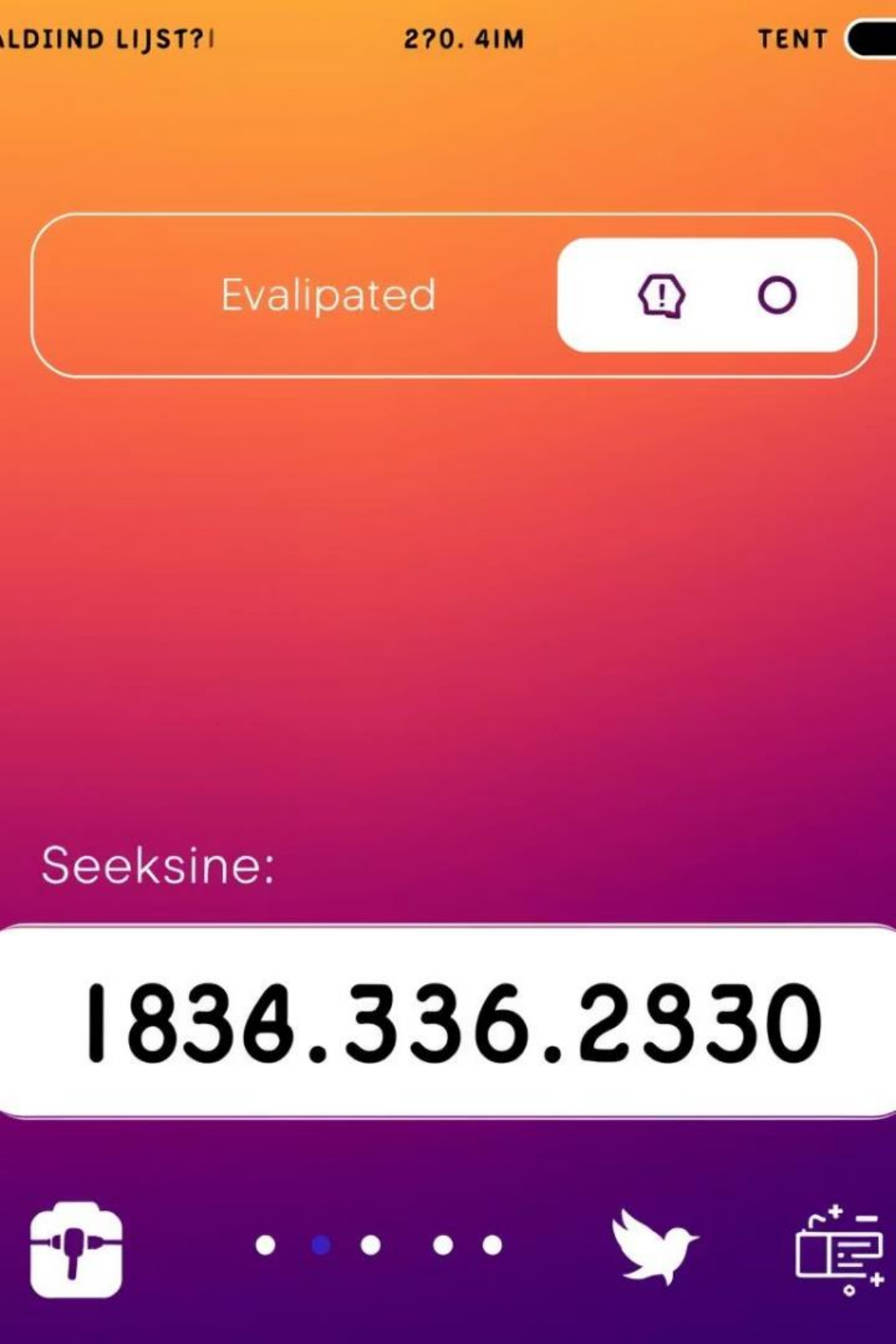
Visual Contrast

Maintain clear contrast for readable text and controls.



Dynamic Updates

Announce content changes for screen reader users.



Best Practices

1

Appropriate Controls

Match input type, e.g. email for emails, number for digits.

2

Input Validation

Use regex and length limits to ensure valid data.

3

Clear Visual Cues

Show focus and interaction states distinctly.

4

Performance Optimization

Use virtual scrolling for large content in scroll panes.

Summary: Effective Text and Scroll Management

- Fundamental UI elements: text controls & scroll panes
- Combine for enhanced user interfaces
- Customize appearance and behavior
- Ensure accessibility for all users
- Follow best practices for optimal experience

Mastering these tools elevates your interface design.

They improve usability, efficiency, and inclusivity.